



# Loading Dock Lighting Systems



Designers & Manufacturers of Specialty Electrical Products Since 1922

# Tri Lite Loading Dock Light Heads

Tri Lite Loading Dock Light Heads are widely used around the world. Introduced over 40 years ago, these heads have evolved and are now industry standards. Whether your needs are for metal or plastic heads, equipped with efficient LED light sources or conventional bulbs, Tri Lite offers the right products for your application.



## Heavy Duty LED Lamp Head (HDLED)

Virtually indestructible! The HDLED is designed for the most demanding environments including wet and damp locations.

- Uses 94% less energy than a traditional incandescent bulb, yet provides almost 1000 lumens of light
- Over 60,000 hour life expectancy in typical applications
- IP66 rated light head; dust tight and able to withstand water spray
- Rugged cast aluminum housing with shatterproof polycarbonate lens cover
- Field repairable
- Units available for 120V, 240V & low voltage applications
- cUL, UL and CE listed; ideal for food service applications
- 5-Year Warranty
- Patented

## Metal LED Lamp Head (ML1HEAD)

Traditional, powder coated metal light head coupled with LED module illuminates trailer interiors with focused cool white lighting. Energy efficient design.

- Uses 14 watts; 80% less energy than incandescent or halogen bulbs
- No fragile filament to break; no shattered glass to sweep up
- Instantly achieves maximum light intensity
- Units available for 120V & low voltage applications
- LED modules have 5-Year Warranty
- UL and cUL listed for safe operation
- INCHEAD models include wire guard and can be used with customer-supplied incandescent or halogen bulbs (up to 300 watts)
- Field repairable



## Polycarbonate LED Lamp Head (PL1HEAD)

Unique, patented polycarbonate head coupled with our L1 LED module illuminates trailer interiors with focused, cool white light while providing energy efficient illumination in a durable package that withstands harsh loading dock environments.

- Uses 14 watts, 80% less energy than incandescent or halogen bulbs
- No fragile filament to break, no shattered glass to sweep up
- Instantly achieves maximum light intensity
- Cool to the touch, ideal for refrigerated & food service applications
- Units available for 120V, 240V & low voltage applications
- LED modules have 5-Year Warranty
- UL, cUL and CE listed for safe operation
- INCHEAD-PLED models include ruggedized PAR38 LED bulb (15 watts) and secured wire guard
- INCHEAD-P models include wire guard and can be used with customer-supplied incandescent, halogen or LED bulbs (up to 150 watts)
- HPSHEAD-P Light Head supplied with High Pressure Sodium (HPS) 50 watt bulb
- Field repairable





# Tri Lite Dock Light Accessories

Tri Lite offers accessories that expand the applications, functionality and performance of Tri Lite's Dock Light Heads and Arms.



Tripod shown with two HDLED Heads.

## Adjustable Tripod (TRIPOD)

- Height adjustable from 40-72 inches
- Legs open to 42 inch diameter for stability, includes rubber non-skid feet
- Folded height is 40 inches for easy storage
- Lightweight tubular steel construction with durable powder-coated finish
- Provided with removable T-bar and adaptable electrical cords enabling use with one or two light fixtures
- Can be used with Tri Lite Dock Light heads, warning lights and/or signals

## DLFAN Kit (DLFAN)

High Capacity 3-speed fan provides air circulation and cooling throughout the trailer. 18" fan rated for 3000 cfm. Each fan is supplied with a "Y" cord that enables the fan to be used separately or in conjunction with all Tri Lite dock light heads.



Double Strut Swing Arm with PL1HEAD & DLFAN

## Magnetic Mounting Kit

(DLMAG) *Not Shown*

A Magnetic Mounting Kit can be used with all Tri Lite light heads except HDLED units. Our durable magnet kit holds to most steel surfaces. Ideal for temporary applications as task lighting. Comes with six foot power cord.



## Wire Guards

Wire guards are available for Polycarbonate, Metal and Gooseneck Light Heads. Wire guards, when used with recommended bulbs, can prevent fires. Guards also reduce chances of objects penetrating light head face and damaging the bulb. An optional security kit is available for use with polycarbonate light heads to deter unauthorized removal of bulb.



## Heavy Duty Arm Bracket (DLWB)

Optional heavy duty mounting bracket. Provides additional support. Should be considered when mounting longer (90"+) arms and when fan units are added.


# Tri Lite Gooseneck Industrial LED Light

The ideal solution for loading dock and task lighting applications. Tri Lite's Gooseneck Industrial Light features a rugged, flexible stainless steel arm with a steel elbow for simplified positioning and durability. The polycarbonate light head remains cool to the touch. Available with LED module or threaded socket that accepts LED, incandescent or halogen bulbs up to 150 watts.




## Gooseneck Industrial LED Light (DLGN-L1)

- DLGN-L1 model uses only 14 watts of power
- DLGN-120 model can be used with customer supplied PAR38 bulb up to 150 watts
- DLGN-PLED model supplied with PAR38 LED bulb
- Flexible 27" arm with steel elbow easily bends around most dock door tracks & simplifies positioning
- UL Certified as a portable luminary for use in the United States and Canada
- 5-Year Warranty on DLGN-L1 modules.

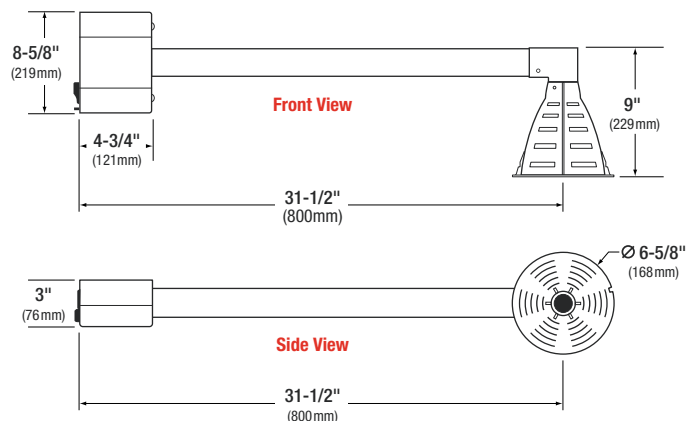


### All Steel Housing Includes:

- 1) Conveniently placed on/off switch
- 2) 6-ft. power cord with strain relief & NEMA 5-15 plug
- 3) 4 key slots for easy mounting
- 4) EMT knockout on back of housing for hardwire mounting
- 5) Corrosion resistant mounting box with powder coated cover

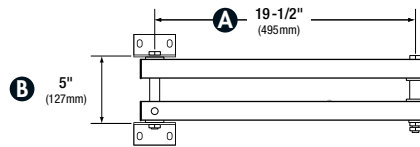


### Measurements (DLGN-L1, DLGN-120 & DLGN-PLED)



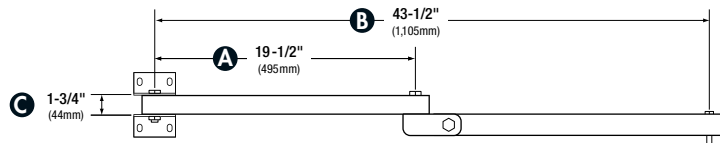
# Loading Dock Arm Layouts & Options

## Double Strut Arm (DL) Single Strut Swing Arm (SDL)



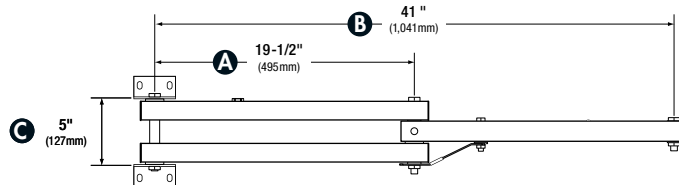
Model	A	B	C	D	E	Head Types	Flex-Spring	Fan
DL24	19-1/2"	5"	N/A	N/A	N/A	All	No	Yes
SDL24	24"	5"	N/A	N/A	N/A	All	No	No

## Single Strut Swing Arm (SDL)



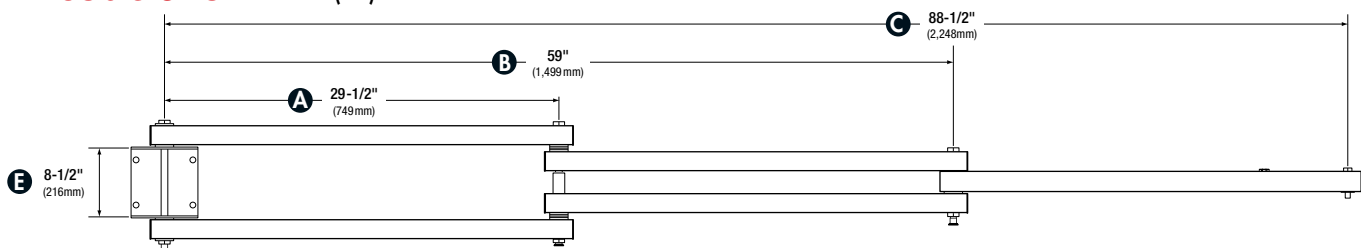
Model	A	B	C	D	E	Head Types	Flex-Spring	Fan
SDL40	19-1/2"	43-1/2"	1-3/4"	N/A	N/A	All	No	No
SDL60	31"	61"	8-1/4"	N/A	N/A	All	No	No

## Double Strut Arm (DL) Double Strut Swing Arm (DSDL)



Model	A	B	C	D	E	Head Types	Flex-Spring	Fan
DL40	19-1/2"	41"	5"	N/A	N/A	All	Yes (Add 9")	Yes
DL60	29-1/2"	59"	5"	N/A	N/A	All	Yes (Add 9")	Yes
DSDL40	19-1/2"	43-1/2"	5"	N/A	N/A	All	No	No
DSDL60	29-1/2"	61-1/2"	5"	N/A	N/A	All	No	No

## Double Strut Arm (DL)



Model	A	B	C	D	E	Head Types	Flex-Spring	Fan
DL90	29-1/2"	59"	88-1/2"	N/A	8-1/2"	All	Yes (Add 9")	No
DL114	29-1/2"	59"	88-1/2"	118"*	8-1/2"	All	No	No