


# Heavy Duty Impact Traffic Door

## Durulite® Standard



Durulite Standard Doors are designed as a multi-purpose lightweight door, yet they are tough enough to take the abuse of personnel, stock carts and motorized pallet jacks. Like the Durulite Industrial, it's strength lies in its rotationally molded polyethylene construction. Standard tests for impact resistance indicates that rotationally molded polyethylene is 5 times more puncture resistant and 3 times more flexible than ABS material. The door is designed to comply with all USDA sanitation requirements and was tested and certified by NSF. The panel is corrosion resistant, making it ideal for washdown applications as it has no gaps or joint seams.




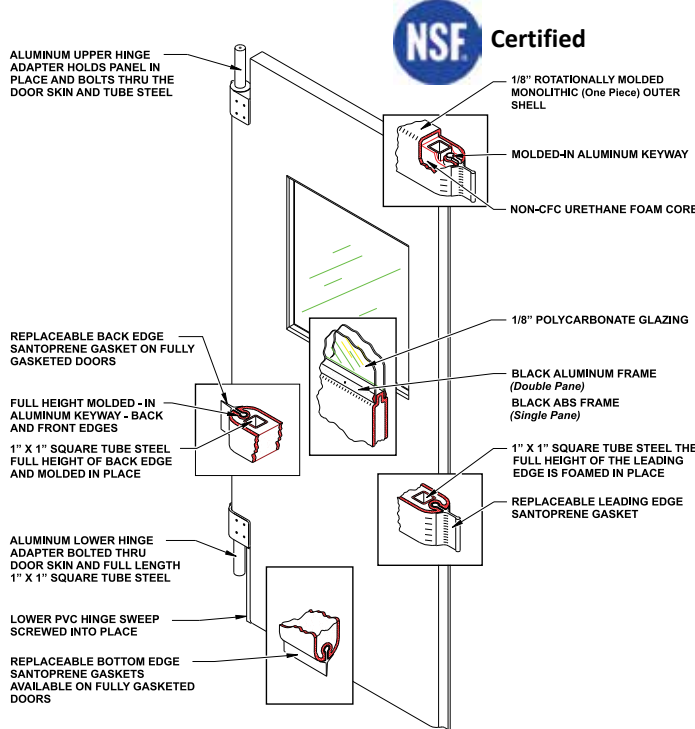
**Door Panel** – Lightweight, weighing only 2.5 pounds per square foot, is easy to open, operates smoothly and allows for safe passage of personnel and damage free equipment. The overall panel thickness is 1-7/8", the skin thickness is 1/8" thick and the door can be sized up to a 8' x 10'. Rotationally molded polyethylene outer skin retains its properties to -40°F.

**Window** – 1/8" thick polycarbonate window with black frame is recessed a minimum of 1/8" from the face of the panel to protect the window's surface from abrasion caused by passing loads.

**Internal Reinforcement** – The leading and back edge of door are internally reinforced with tubular steel to ensure flatness and strengthen the door panel.

**Gasketing** – USDA accepted durable gasketing is factory applied without the use of metal strips or fasteners, making it easy to replace in the field.

Durulite Standard shown with optional teardrop bumpers



**Insulated Core** – The foamed-in-place Non-CFC urethane core (permanently bonded to the outer surface) does not break down when impacted, provides noise control and provides excellent insulation with an R factor of 10.83.



**Upper Hinge** – Double-acting V-Cam hinging system operates smoothly and is virtually maintenance free with its permanently lubricated needle bearing roller assembly. Optional stainless steel V-Cam is available.



**Bottom Hinge** – For additional strength and durability the hinge is designed with pillow block constructed of zinc plated ductile iron (stainless steel is optional) with a UHMW sleeve and solid cast aluminum lower hinge adapter. Plus the lower hinge adapter has a provision for mounting an optional spring assist.

Applications	Environment	Options
<ul style="list-style-type: none"> <li>Food Processing</li> <li>Institutional</li> <li>Pharmaceutical</li> <li>Retail</li> <li>Supermarket</li> <li>Warehouse</li> </ul>	<ul style="list-style-type: none"> <li>Freezer</li> <li>Cooler</li> <li>USDA Accepted</li> <li>Personnel</li> <li>Interior</li> <li>Loading Dock</li> <li>Washdown</li> </ul>	<ul style="list-style-type: none"> <li>Lower Hinge Guards</li> <li>Window Options</li> <li>Impact/Kick Plates</li> <li>Teardrop Bumpers</li> <li>180° x 90° Hardware</li> <li>Spring Assist</li> <li>Locking Devices</li> </ul>